

Where Do My Taxes Go?

Recently most everyone has paid their property taxes that were due for 2015. Have you ever wondered where your taxes go when you give the check to the Tax Collector? Have you ever thought about what entities of government receive your tax money? Everybody usually claims that it is the Board of Supervisors fault that we pay taxes or that they are the reason that we pay so much. Through this article let's take a closer look at what makes up your property tax bill.

The County is divided into four school districts, two cities and the unincorporated area. This provides for a combination of six different allocations based upon where you live. To calculate where your money goes, locate the chart below that represents where you live and apply the percentages to your property tax bill.

For example: Let's say that your tax bill is for \$1,000.00. We will use this amount, so it will be easy to calculate and see how the money is divided. We are going to use the area that consists of Pearl River Central School District. The following percentages represents where your tax dollars go and the amount that each entity is responsible for making you pay.

PRC School	51%	\$510.00
General Fund (BOS)	24%	\$240.00
Road & Bridge (BOS)	10%	\$100.00
Fire Protection	6%	\$ 60.00
PRCC	5%	\$ 50.00
Reappraisal (BOS)	2%	\$ 20.00
Trust Fund (BOS)	1%	\$ 10.00
Hospital Fund (BOS)	1%	\$ 10.00
Total	100%	\$1,000.00

The majority of your taxes, sixty-two percent (62%) go for education and fire protection. Fifty-one percent (51%) goes to the local school district, five (5%) to Pearl River Community College and six percent (6%) to the local volunteer fire department. The Board of Supervisors is required by law to fund these entities. They do not have any discretion about the amount, they are charged to levy the necessary millage to provide for the funding requested.

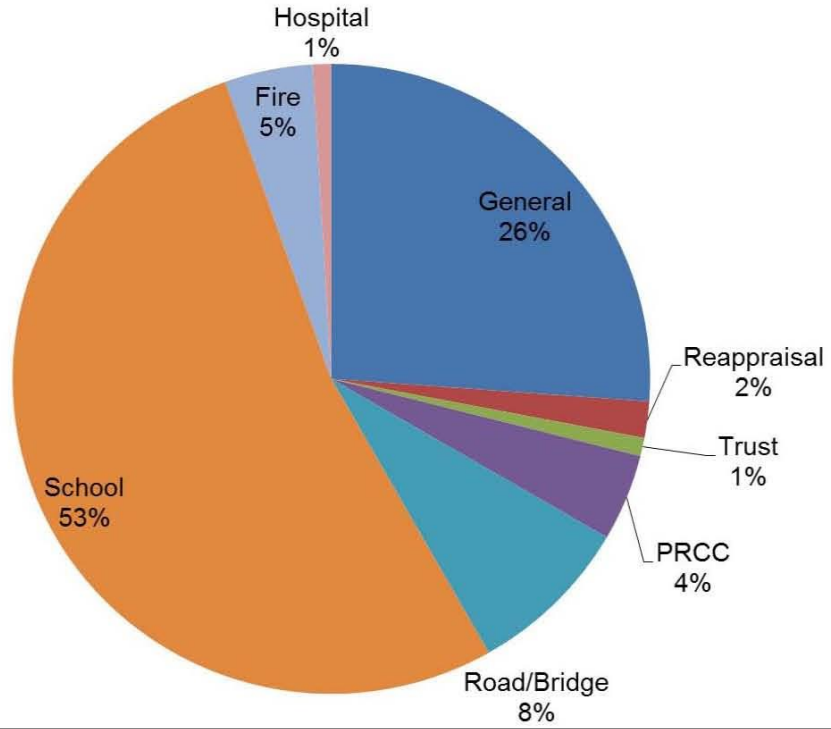
Next is the General Fund at twenty-four percent (24%). This supports most of county government. The County General Fund consist of 53 different departments. It is divided into: general county, which provides for most elected offices and the court systems, public safety, public works, health and welfare, cultural and recreation, education, conservation and natural resources and economic development.

Ten percent (10%) is for the maintenance of roads and bridges. This amount is close to the equivalent of about three tanks of fuel in your automobile every year. The Board of Supervisors maintain over 800 miles of county roads and over 100 bridges each year.

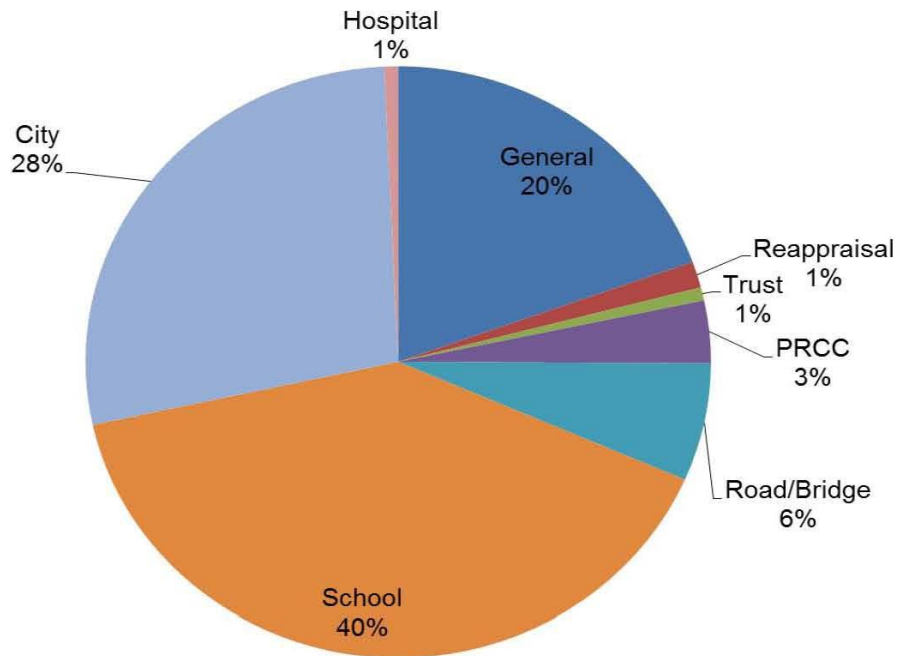
The remaining four percent (4%) controlled by the Board is for Hospital Support, Trust Fund and Reappraisal Fund.

To figure out where your taxes go, look at the charts below and see which one represents your area. Take your property tax bill and multiply it by the percentages on the chart and you will see the amount you are contributing to each section of government.

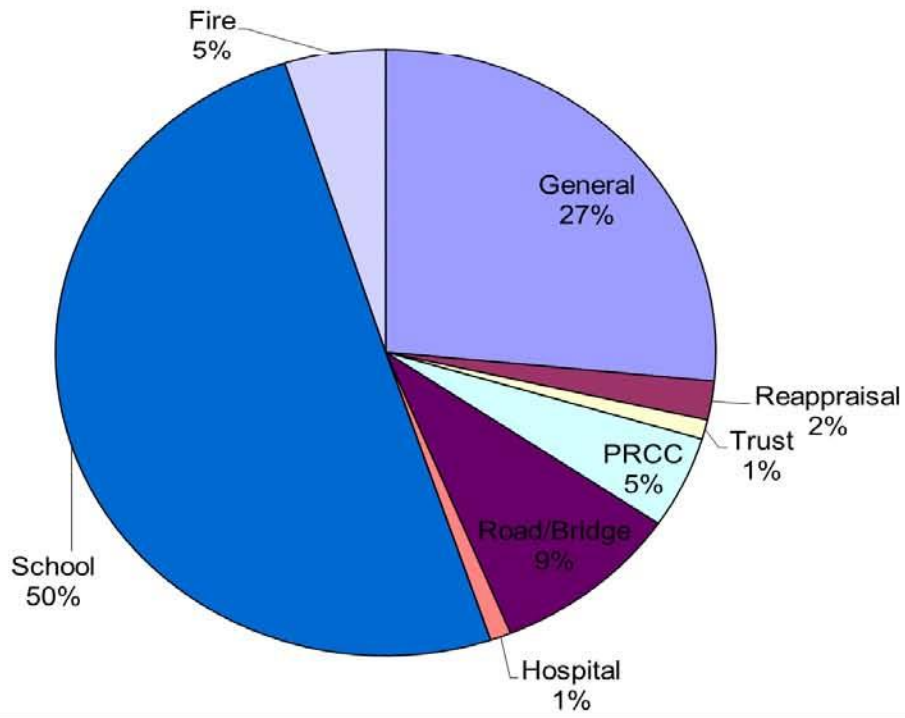
Pearl River County Taxes 2015 Picayune School District



Pearl River County Taxes 2015 Inside City of Picayune



Pearl River County Taxes 2015 Poplarville School District



Pearl River County Taxes 2015 Inside City of Poplarville

